



BALKRISHNA INDUSTRIES LTD

Investor Presentation - May 2021

Safe Harbor

This presentation and the accompanying slides (the “Presentation”), which have been prepared by Balkrishna Industries Limited (the “Company”), have been prepared solely for information purposes and do not constitute any offer, recommendation or invitation to purchase or subscribe for any securities, and shall not form the basis or be relied on in connection with any contract or binding commitment whatsoever. No offering of securities of the Company will be made except by means of a statutory offering document containing detailed information about the Company.

This Presentation has been prepared by the Company based on information and data which the Company considers reliable, but the Company makes no representation or warranty, express or implied, whatsoever, and no reliance shall be placed on, the truth, accuracy, completeness, fairness and reasonableness of the contents of this Presentation. This Presentation may not be all inclusive and may not contain all of the information that you may consider material. Any liability in respect of the contents of, or any omission from, this Presentation is expressly excluded.

Certain matters discussed in this Presentation may contain statements regarding the Company’s market opportunity and business prospects that are individually and collectively forward-looking statements. Such forward-looking statements are not guarantees of future performance and are subject to known and unknown risks, uncertainties and assumptions that are difficult to predict. These risks and uncertainties include, but are not limited to, the performance of the Indian economy and of the economies of various international markets, the performance of the tire industry in India and worldwide, competition, the company’s ability to successfully implement its strategy, the Company’s future levels of growth and expansion, technological implementation, changes and advancements, changes in revenue, income or cash flows, the Company’s market preferences and its exposure to market risks, as well as other risks. The Company’s actual results, levels of activity, performance or achievements could differ materially and adversely from results expressed in or implied by this Presentation. The Company assumes no obligation to update any forward-looking information contained in this Presentation. Any forward-looking statements and projections made by third parties included in this Presentation are not adopted by the Company and the Company is not responsible for such third party statements and projections.

Performance Snapshot - Q4FY21

68,002 MT

Sales Volume

+17% YOY

Rs. 1,750cr

Revenue

+26% YOY

Rs. 558cr

EBITDA

+37% YOY

31.9%

EBITDA margin

+254 bps YOY

Rs. 372cr

Net Profit

+45% YOY

Achieved highest ever quarterly sales volume

Management Commentary

01

The demand continues to be robust in Agriculture segment across Geographies. In the other segments, demand has seen an uptick on back of increased commodity prices, infrastructure creation and pick-up in economic activity

02

During FY21, the company faced multiple challenges related to raw material prices and its availability. Supply chain issues was also a big challenge especially post Suez Canal fiasco. However, a resilient BKT has been able to withstand these challenges and emerged stronger by posting its highest ever annual sales volumes

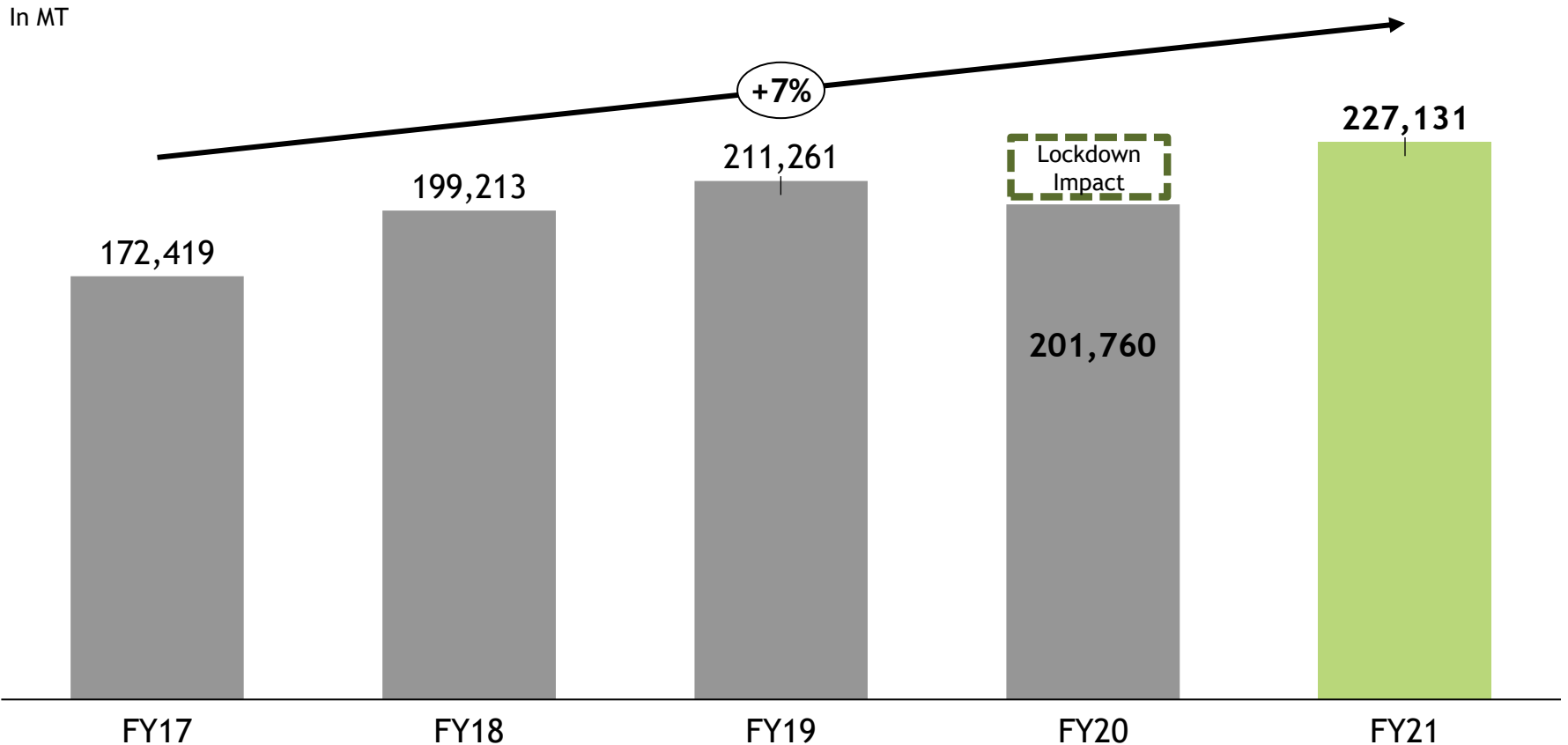
03

For FY22, the company is guiding sales volume between 250,000-265,000 MT. We strongly believe that this demand trend is likely to continue in FY22 and years to come; however, there may be covid 19 related softness in demand leading us to give a wider range for annual guidance

04

The Board of Directors have recommended a final dividend of Rs. 5 per equity share subject to shareholder approval at ensuing AGM, in addition to Rs. 12 per equity share paid for 9MFY21. The total dividend paid will be Rs. 17 per equity share i.e. 850% of FV. FY21 Dividend payout will be ~28%

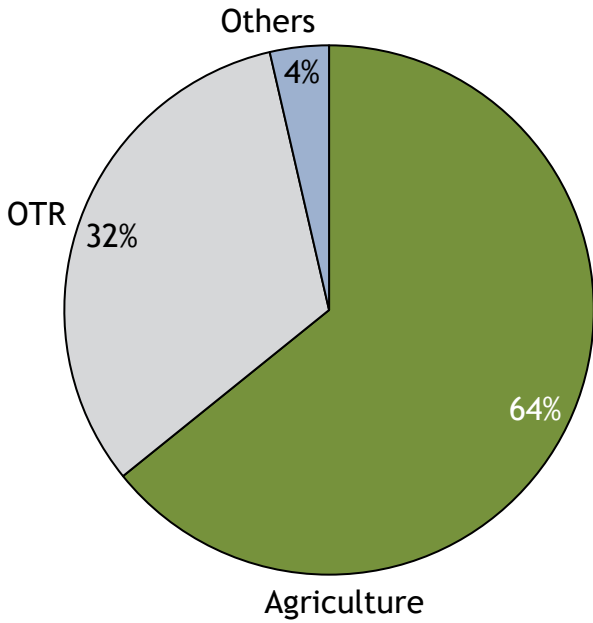
Sales Volume Profile - FY21



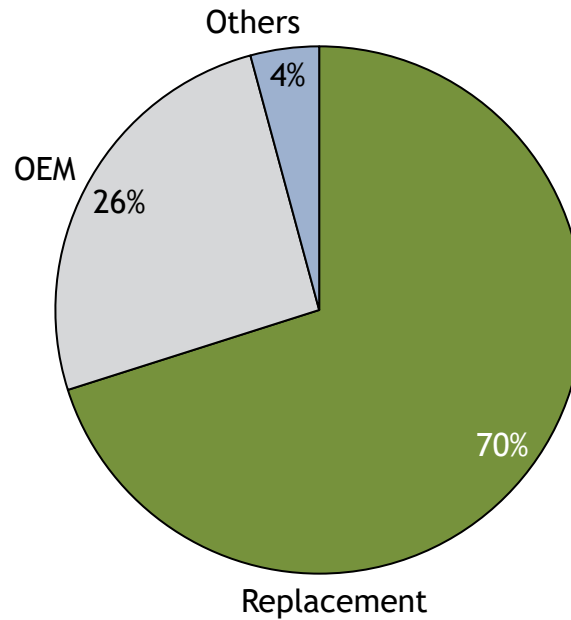
FY22 Sales volume guidance: 250,000-265,000 MT

Volume Profile - FY21

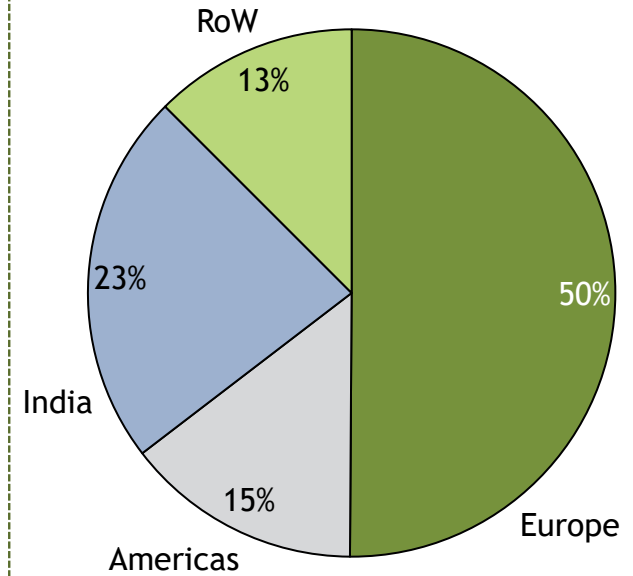
Segmental Sales



Channel Sales



Geographical Sales



Profit & Loss

Particulars (Rs.Cr)	Standalone					
	Q4FY21	Q4FY20	Growth	FY21	FY20	Growth
Sales (MT)	68,002	57,966	17%	227,131	201,760	13%
Revenue from Operations	1,746	1,357		5,758	4,782	
Realized Gain on Foreign Exchange	4	32		-18	115	
Total Income	1,750	1,389	26%	5,740	4,898	17%
Raw Material	776	519		2,452	2,078	
(Increase) / Decrease in Stock	-54	86		-149	49	
Employee Expenses	88	75		326	286	
Other Expenses	383	302		1,302	1,104	
EBITDA	558	407	37%	1,810	1,381	31%
EBITDA Margin	31.9%	29.3%		31.5%	28.2%	
Other Income	20	38		119	117	
Unrealized Gain / (Loss)	23	-6		18	-0	
Interest & Finance Charges	2	2		10	7	
Depreciation	103	98		406	368	
Profit Before Tax	495	339	46%	1,531	1,123	36%
Tax	122	81		376	178	
PAT	372	257	45%	1,155	945	22%
PAT Margin	21.3%	18.5%		20.1%	19.3%	

Net Forex Gain/(Loss)

Particulars (Rs. Cr)	Standalone			
	Q4FY21	Q4FY20	FY21	FY20
Foreign Exchange Fluctuation on Sales	4	32	-18	115
Foreign Exchange Fluctuation on Others	12	3	42	17
Total Realised Gain/(Loss) – A	16	35	24	132
Total Unrealized Gain/(Loss) - B	23	-6	18	-0
Net Forex Gain/(Loss) = A + B	38	29	42	131

Balance Sheet

Particulars (Rs. Cr.)	Mar'21	Mar'20
ASSETS		
Non-current assets	5,649	4,854
Property, Plant and Equipment	3,247	3,189
Capital work-in-progress	856	586
Investment Property	86	86
Other Tangible Assets	1	2
Financial Assets		
(i) Investments	1,026	712
(ii) Other Financial Assets	15	13
Income Tax Assets (Net)	70	90
Other non-current assets	348	177
Current assets	2,391	1,877
Inventories	909	580
Financial Assets		
(i) Investments	392	351
(ii) Trade Receivables	730	649
(iii) Cash and cash equivalents	34	23
(iv) Bank Balances other than (iii) above	23	22
(v) Loans	4	4
(vi) Others	35	14
Other Current Assets	264	232
TOTAL	8,040	6,731

Particulars (Rs. Cr.)	Mar'21	Mar'20
EQUITY AND LIABILITIES		
EQUITY	6,007	5,028
Equity Share Capital	39	39
Other Equity	5,969	4,989
Non-Current Liabilities	262	238
Financial Liabilities		
(i) Borrowings	1	2
(i) Other Financial Liabilities	0	0
Provisions	25	24
Deferred Tax Liabilities (Net)	204	178
Other Non-Current Liabilities	33	34
Current liabilities	1,771	1,465
Financial Liabilities		
(i) Borrowings	892	859
(ii) Trade Payables	633	361
(iii) Other Financial Liabilities	75	165
Other Current Liabilities	165	75
Provisions	5	4
TOTAL	8,040	6,731

Cash Flow

Particulars (Rs. Cr.)	FY21	FY20
Operating profit before working capital changes	1,798	1,402
Changes in working capital	-80	57
Cash generated from operations	1,719	1,459
Direct taxes paid (net of refund) and others	-356	-295
Net Cash from Operating Activities	1,363	1,164
Net Cash from Investing Activities	-1,159	-656
Net Cash from Financing Activities	-194	-521
Net Change in cash and cash equivalents	10	-13

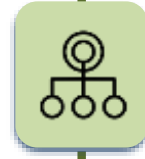
Resilient Business Model




Long Term Debt Free with Cash and Cash equivalents of Rs. 1,475 Cr as on 31st March 2021



Diversified Product Portfolio, spread across Agriculture, Industrial, Construction, Earthmoving, Mining, Port, Lawn and Garden and ATV tires



Self Reliant in Carbon Black along with Multiple sourcing arrangements for other Raw Materials



New Capex planned

BKT has built a resilient business model and is confident to withstand the near term challenges to emerge stronger with a higher global market share

Capex Program of Rs. 1,900cr

Brownfield Tire Plant

- Debottlenecking and Brownfield expansion along with addition of balancing and ancillary equipment at Bhuj
- Expansion to add ~50,000 MTPA capacity; expected completion by H2FY23
- Capex cost of up to Rs. 800cr

Carbon Black and Captive Power Plant

- Current achievable capacity at 115,000 MTPA. With successful addition of new customers, carbon black capacity is planned to be increased to 200,000 MTPA including 30,000 MTPA of high value advanced carbon material and Power Plant
- Facility will allow larger control over supply chain while fulfilling internal demand on expanded capacity of Tires and meeting increased demand from 3rd parties
- Capex cost of up to Rs. 650cr; expected completion by H1FY23

Modernization, Automation and Technology Upgradation

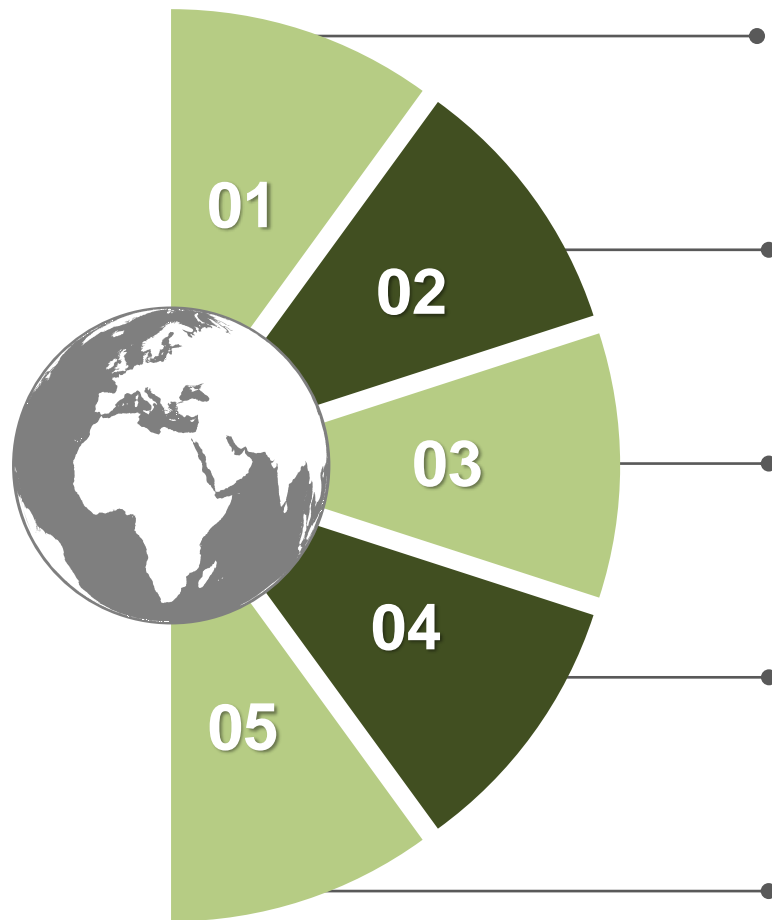
- Modernization, automation and technology upgradation of certain existing equipment and install automated material handling systems
- Capex to be undertaken at existing facilities at Rajasthan and Bhuj leading to improvement in quality and efficiency
- Capex cost of up to Rs. 450cr; expected to be completed by H1FY23

- ✓ Rs. 1,900cr Capex to be funded by Internal Accrual and Debt, if required
- ✓ Post Brownfield capex achievable capacity of Tire Plant will stand at 335,000 MTPA
- ✓ Embarking on new capex in Carbon Black on back of Proven quality of product coupled with strong demand for captive consumption and 3rd parties.
- ✓ Modernization capex to lead to better efficiency

Strategy at BKT



Our Focus Area



Market Reach

Expand reach within existing Sales Channels as well increase footprint within replacement segment and OEMs

Penetrate Americas

Increase share of business in USA markets by increasing supplies from India

Product portfolio expansion

Expand the product portfolio by adding large sized tires and strengthen relationship with Customer base

Indian Markets

Strengthen our distribution channels within Indian Markets

Utilization

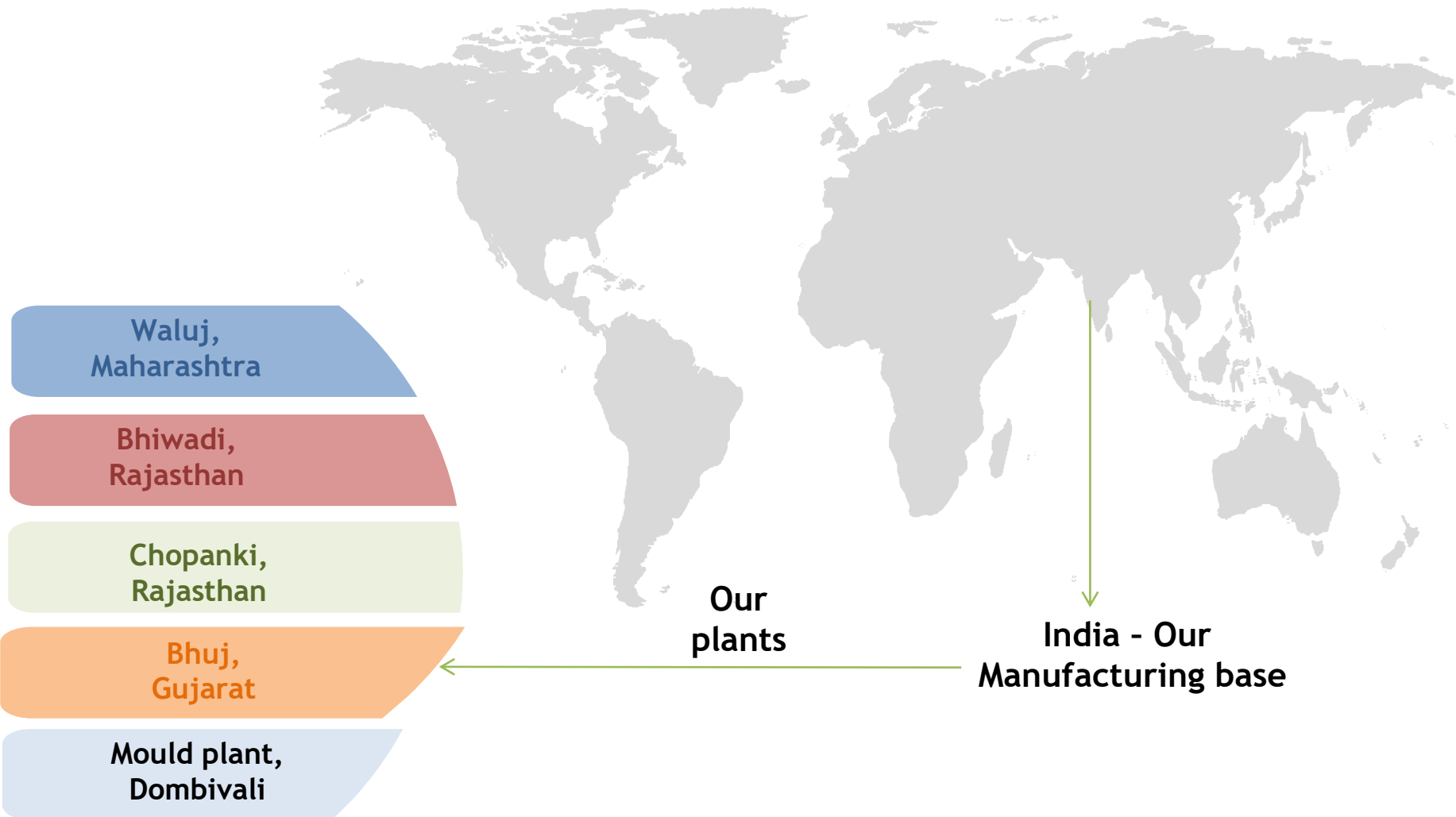
Reach 100% utilization levels at Bhuj Plant in the next few years

To Serve Global OEMs...



The Brand Names mentioned are the property of their respective owners and are used here for identification purposes only

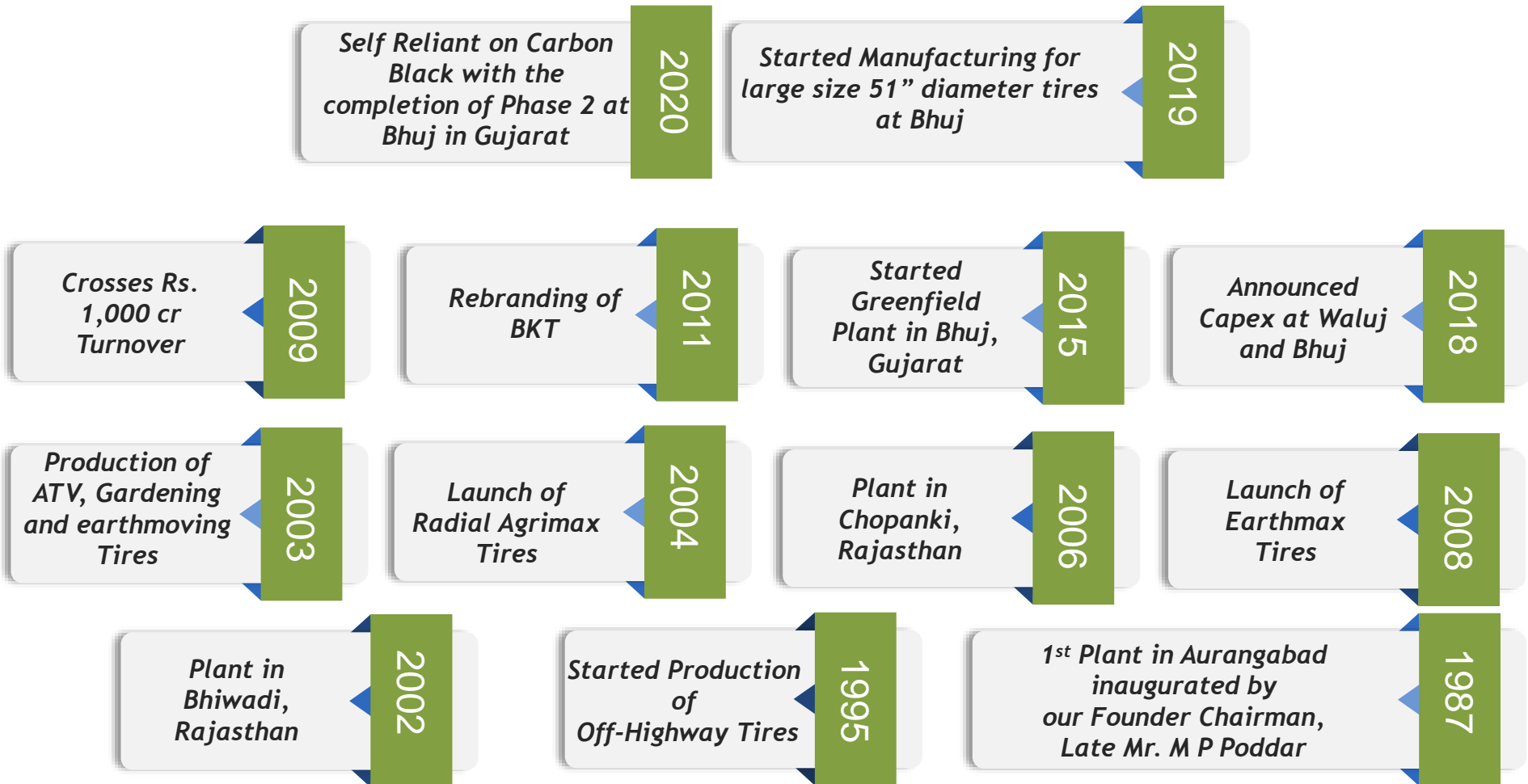
With India Production and Global Sales



Balkrishna Industries - A Snapshot



Our Strong Evolution



India's Largest Off-Highway Tire Manufacturer

BKT... at the forefront of Sustainability



- Part of electricity needs of the North India plants are being met by green energy generated through our own wind and solar projects
- In Bhuj, the Company's largest production site, the company has
 - Planted over 100,000 trees
 - Created two large water reservoirs and
 - Set up a co-generation plant for self-efficiency

'Sustainable Business Operations' is core to our Business ethos

Application of our Tires

Agriculture Tires



Cotton Pick Harvester



Tractor



Vineyard Tractor



Pivot Irrigator

Industrial Tires



Loader



Telehandler



Mobile Crane

OTR Tires



Load Haul Dump



Underground Mining



Container Handler

BKT - A Strong Global Brand from INDIA



Strengthening BKT Brand : Americas



BKT is the Official and Exclusive Tire manufacturer of MONSTER JAM and its fleet of Monster Trucks - Monster Jam is a top sporting event in America

Strengthening BKT Brand : Canada



BKT Continental Cup - Curling: BKT is the Title Sponsor of Continental Cup

Strengthening BKT Brand : Italy, Europe



BKT is the Title Sponsor for the ITALIAN SERIE 'B' FOOTBALL CHAMPIONSHIP - THE NEWBORN - "SERIE BKT"

Strengthening BKT Brand : Spain, Europe



BKT is the Official Global Partner for the Spanish Football League “La Liga”

Strengthening BKT Brand : France, Europe



BKT is the Sponsor for the “LIGUE de Football Professionel (LFP)” in France

Strengthening BKT Brand : Europe



Premium Partner of EUROLEAGUE BASKETBALL

Strengthening BKT Brand : Tractor of the year (TotY) - EUROPE



SPONSORED BY



Team of 26 expert journalists in agricultural mechanization, assign the Tractor of the Year (TotY) award to the 'Best European Tractor'

Strengthening BKT Brand : Australia



OFFICIAL OFF-HIGHWAY
TIRE PARTNER OF THE KFC BBL

**BKT is the Official “OFF-HIGHWAY TIRE PARTNER” for
KFC BIG BASH LEAGUE (THE AUSTRALIAN CRICKET LEAGUE)**

Strengthening BKT Brand : India



Official Partner of Teams in the Cricket T20 League



For further information, please contact:

Company :

Investor Relations Advisors :



Balkrishna Industries Ltd.
CIN - L99999MH1961PLC012185
Mr. M S Bajaj
President (Commercial) & CFO

www.bkt-tires.com

SGA Strategic Growth Advisors

Strategic Growth Advisors Pvt. Ltd.
CIN - U74140MH2010PTC204285

Mr. Shogun Jain
shogun.jain@sgapl.net

+91 77383 77756

www.sgapl.net